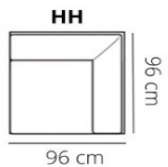
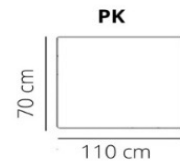
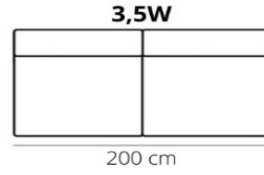
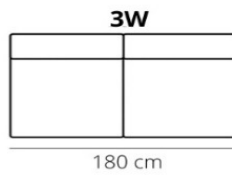
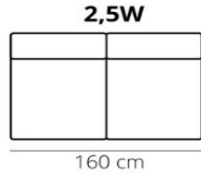
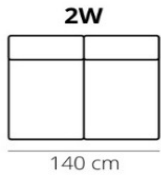
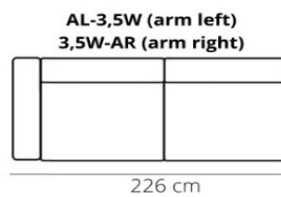
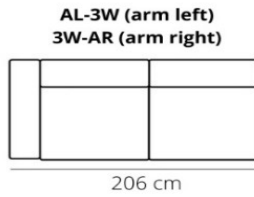
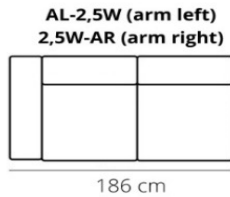
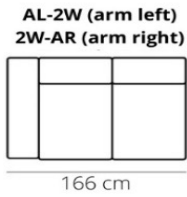
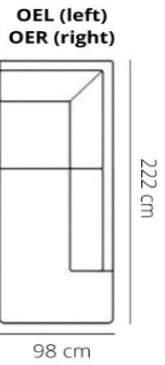
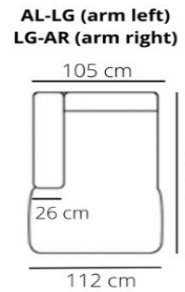
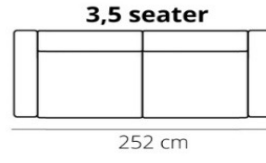
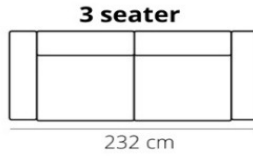
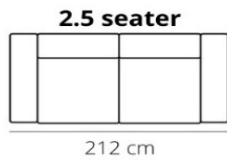
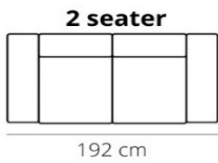


Steven



ELEMENTS



STITCHING



pinched seam

LEGS



NNA black or alu

**HEIGHT: 82 cm
DEPTH: 95 cm
SEAT DEPTH: 58 cm
SEAT HEIGHT: 47 cm
ARM HEIGHT: 65 cm**

PRODUCT INFO

FRAME



beechwood



chipboard

FILLING

SUSPENSION



1

slanted arm
drawn in back cushion

2

slanted arm
flat back cushion

3

straight arm
flat back cushion

4

straight arm
drawn in back cushion

BACK



foam HR 30



fibre wool



elastic belts

SEAT



foam HR 40



fibre wool



no-sag springs